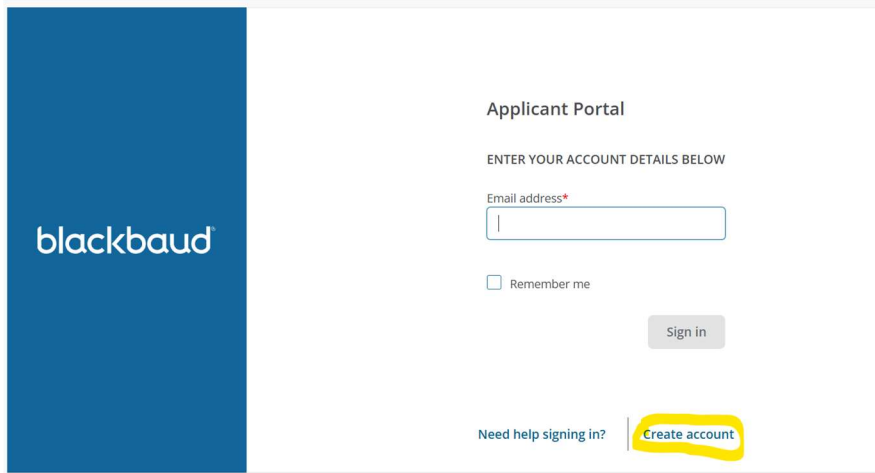
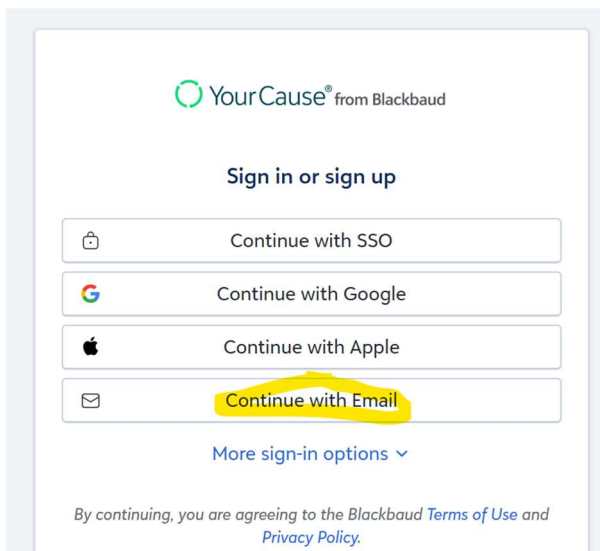


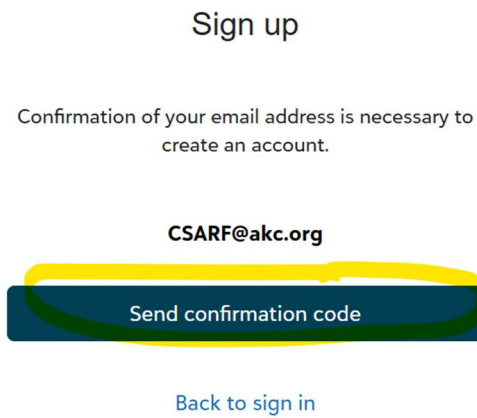
1. Create an account



2. Sign in/Sign up 'Continue with Email'



3. Ask for a code to be sent



4. Wait for code to be sent and then enter into application. (Note: This may take a few minutes for code to arrive in your inbox (also check your spam folder))

The left screenshot shows a 'Sign up' page with the following text: 'Confirmation of your email address is necessary to create an account. Confirmation code has been sent to your inbox. Copy it to the confirm box below.' Below this is the email address 'CSARF@akc.org', a 'Confirm code' input field with a yellow highlight, a dark blue 'Confirm' button, and a 'Send new code' button.

The right screenshot is an email from 'YourCause® from Blackbaud'. It says 'Hi, To finish this confirmation step, please enter the access code below within 10 minutes.' The code '817608' is highlighted in yellow. There is a 'Need help?' link below the code.

5. Once the code is entered click 'Confirm'

This screenshot shows the 'Sign up' page with the confirmation code '817608' entered into the 'Confirm code' input field. The dark blue 'Confirm' button is highlighted with a yellow circle.

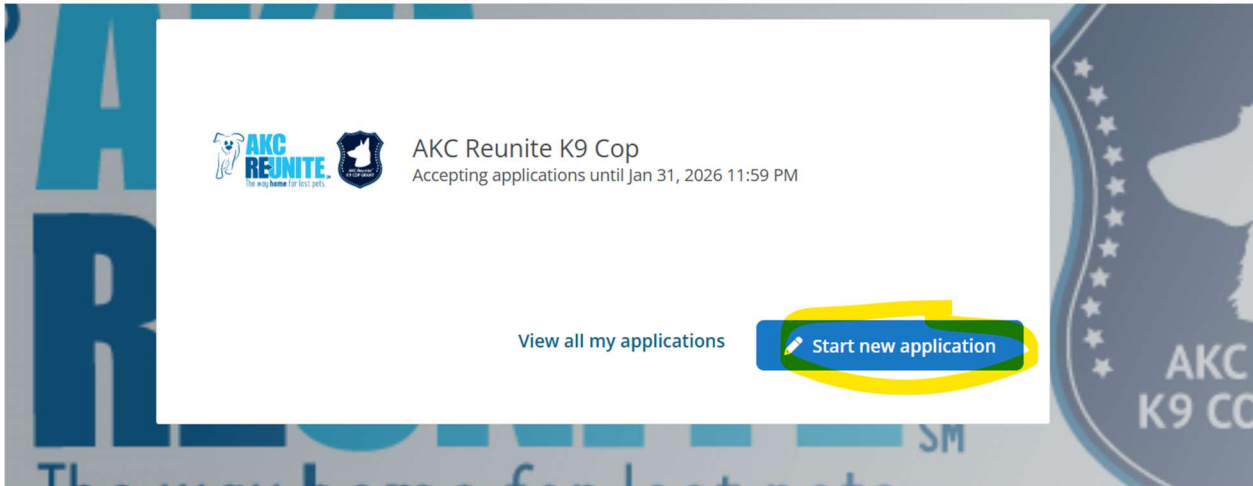
6. Fill out all the required information asked and then click 'Sign Up'

This screenshot shows the 'Sign up' page with the following fields filled out: 'Password', 'Confirm password', 'First name', and 'Last name'. The dark blue 'Sign up' button is highlighted with a yellow circle. Below the button is a 'Back to sign in' link.

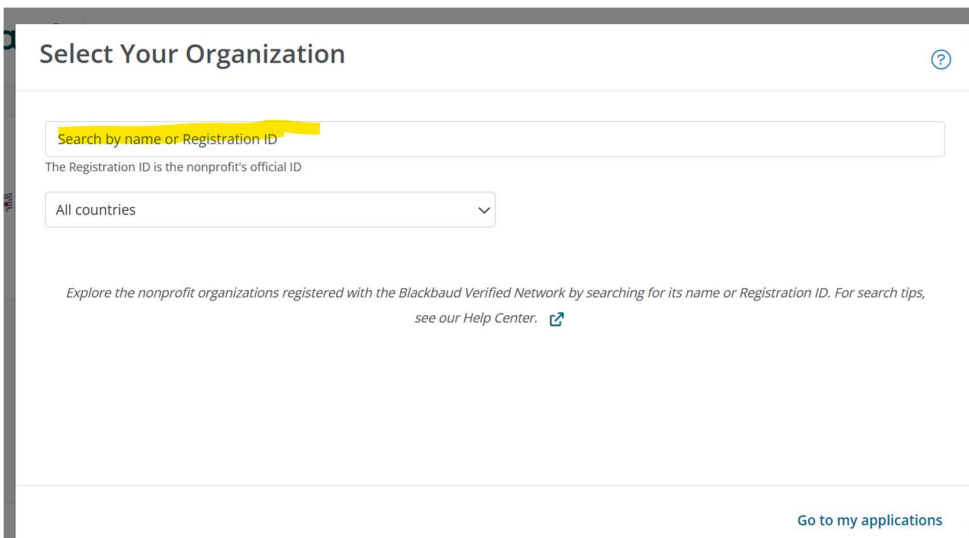
The page also displays the following text: 'Confirmation of your email address is necessary to create an account. The code has been verified. You can now continue.' and the email address 'CSARF@akc.org'.

Below the password field, there are two requirements: 'Must be 12 or more characters.' and 'Must contain at least 3 of the following: Lowercase letter, Capital letter, Number, Special character (!, #, %, etc.)'.

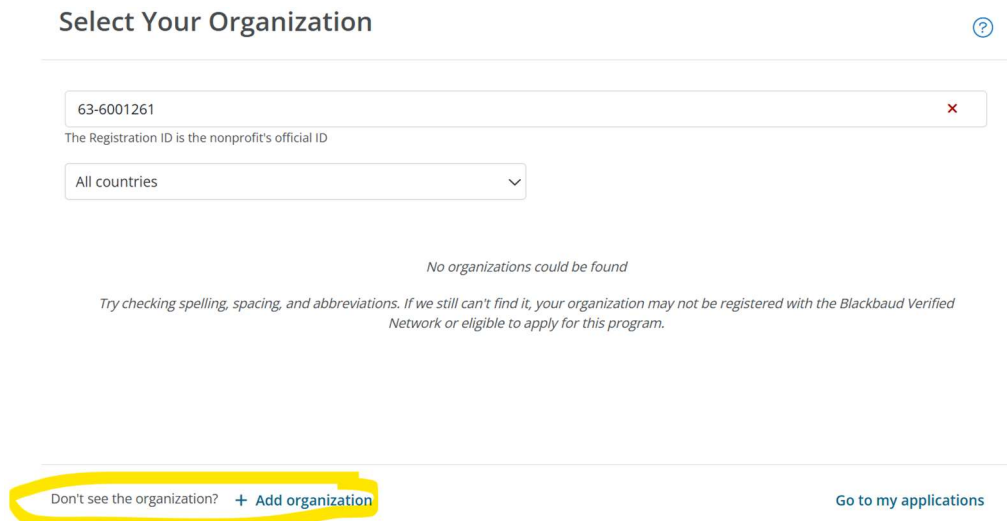
7. Click on 'Start new application'



8. Enter in your Department or City's EIN number (located on the W-9)



9. If your organization/department doesn't show up, please click on '+ Add organization' (If your organization/department does show up please jump to step #14)



10. Enter the County for your organization/department and then add your EIN number (what is on the W-9)

Add Organization ?

Location*

- Afghanistan
- Aland
- Albania
- Algeria
- American Samoa
- Andorra
- Angola

Government tax identification number*

Government tax identification number such as EIN, Tax ID, VAT, BN, or PAN

[Back](#) [Next](#)


11. Enter in your organization/department Name and click, 'Next'

Add Organization ?

Organization name*

Organization website

Icon

 Click or drop files here to upload
Maximum file size: 29MB

Accepted file types include: bmp, gif, jpeg, jpg, png, tif, tiff, webp
Add an icon or logo for the Nonprofit Profile that will be created. If none is provided, a generic icon will be used.

[Cancel](#) [Back](#) [Next](#)

12. Fill in everything that has an * and click, 'Next'

Add Organization ?

Address line 1*

Address line 2

Country*

City*

State, province or region*


Postal code*

[Cancel](#) [Back](#) [Next](#)

13. Confirm information is correct for your organization/department and click, 'Submit and continue'

Add Organization ?

To proceed with your application using this nonprofit, click 'Submit and continue'. If you wish to return to search click 'Cancel'.

 **AKC REUNITE**
8051 Arco Corporate Dr Ste. 200, Raleigh, NC, 27617, US
63-6001261

[Cancel](#) [Back](#) [Submit and continue](#)


14. If your organization/department does show up please click on, 'Select'

Select Your Organization ?

×

The Registration ID is the nonprofit's official ID

All countries ▼

 **AMERICAN KENNEL CLUB COMPANION ANIMAL RECOVERY CORPORATION**
101 PARK AVE 5TH FLOOR Suite 200, NEW YORK, NY, 10178-0300, UNITED STATES
13-3904402

[Don't see the organization? + Add organization](#) [Back](#) [Go to my applications](#) [Select](#)

15. Proceed to fill out the application and everything that has an *